

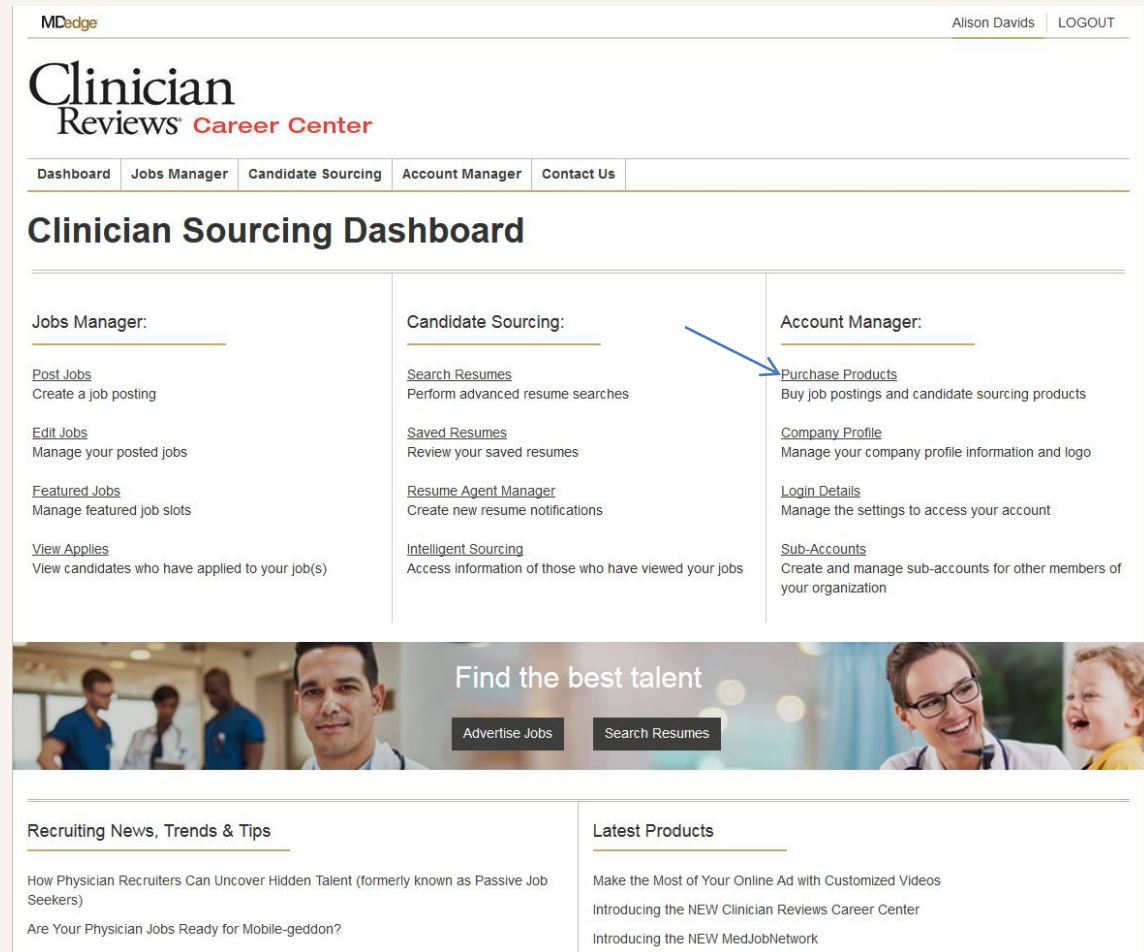
Viewing Purchased Products

A short tutorial for the

Clinician
Reviews[®] Career Center

Locate “Purchase Products”

- After logging in to your account, locate the “Purchase Products” link under “Account Manager.”



The screenshot displays the MDDodge Clinician Reviews Career Center Account Manager dashboard. At the top, the user is logged in as Alison Davids. The dashboard is divided into three main sections: Jobs Manager, Candidate Sourcing, and Account Manager. A blue arrow points to the 'Purchase Products' link in the Account Manager section. Below the dashboard, there is a banner for 'Find the best talent' with buttons for 'Advertise Jobs' and 'Search Resumes'. At the bottom, there are sections for 'Recruiting News, Trends & Tips' and 'Latest Products'.

MDDodge Alison Davids | LOGOUT

Clinician Reviews Career Center

Dashboard | **Jobs Manager** | Candidate Sourcing | Account Manager | Contact Us

Clinician Sourcing Dashboard

| Jobs Manager: | Candidate Sourcing: | Account Manager: |
|---|---|---|
| Post Jobs Create a job posting | Search Resumes Perform advanced resume searches | Purchase Products Buy job postings and candidate sourcing products |
| Edit Jobs Manage your posted jobs | Saved Resumes Review your saved resumes | Company Profile Manage your company profile information and logo |
| Featured Jobs Manage featured job slots | Resume Agent Manager Create new resume notifications | Login Details Manage the settings to access your account |
| View Applies View candidates who have applied to your job(s) | Intelligent Sourcing Access information of those who have viewed your jobs | Sub-Accounts Create and manage sub-accounts for other members of your organization |

Find the best talent

Advertise Jobs | Search Resumes

Recruiting News, Trends & Tips

- How Physician Recruiters Can Uncover Hidden Talent (formerly known as Passive Job Seekers)
- Are Your Physician Jobs Ready for Mobile-geddon?
- Are LinkedIn and Indeed Really Disrupting Physician Recruiters?

Latest Products

- Make the Most of Your Online Ad with Customized Videos
- Introducing the NEW Clinician Reviews Career Center
- Introducing the NEW MedJobNetwork

Locate “Purchased Products”

- Locate the “Purchased Products” link at the bottom of the form.

MDedge Alison Davids | LOGOUT

Clinician Reviews Career Center

[Dashboard](#) | [Jobs Manager](#) | [Candidate Sourcing](#) | [Account Manager](#) | [Contact Us](#)

Purchase products

Purchase using coupon


Have a coupon code? Enter it here:

Or, please select at least one package:


Please select at least one package:

| # | Name | Price | Currency | Quantity |
|----|---|----------|----------|----------------------|
| 1. | Basic - 30 Day Job Posting | 449.00 | USD | <input type="text"/> |
| 2. | 60 Day Featured Job Posting | 599.00 | USD | <input type="text"/> |
| 3. | 90 Day Premium Job Posting | 749.00 | USD | <input type="text"/> |
| 4. | 180 Day (6 Month) Job Posting | 990.00 | USD | <input type="text"/> |
| 5. | 1 Year (12 Month) Job Posting | 1,800.00 | USD | <input type="text"/> |

Total cost: 0.00 USD

Payment system:
 Authorize.Net
SECURE CHECKOUT

[Purchased Products](#)



View Purchasing History

- Here you can view your payment history as well as active services such as a job package.
- In this example, we can see that there are 5 jobs left to use of a 5 job package that was purchased on 11/2.

The screenshot displays the MDedge Clinician Reviews Career Center interface. At the top, the user is identified as Alison Davids with a LOGOUT option. The main navigation bar includes Dashboard, Jobs Manager, Candidate Sourcing, Account Manager, Contact Us, and Help Desk. The page is titled "Purchased items" and is divided into two sections: "Services Active" and "Payment History".

Services Active

Navigation: << first < prev 1 next > last >> 5

| # | Title | Activation date | Expiration date | Single action | Items left |
|---|-------------|-----------------|-----------------|---------------|------------|
| 1 | Job posting | 11/02/2017 | 01/02/2018 | true | 5 |

Navigation: << first < prev 1 next > last >> 5

Payment History

Navigation: << first < prev 1 2 3 next > last >> 5

| # | Description | Date created | Status |
|---|--|---------------------|--------------------|
| 1 | 5 Job Package | 11/02/2017 13:28 PM | Activated by Admin |
| 2 | Pro - 30 Day Job Posting PLUS CV Database Access | 05/18/2017 14:38 PM | Not Finished |
| 3 | Candidate/CV Databank - Full Access - 1 Month | 04/13/2017 15:11 PM | Payment Successful |
| 4 | Candidate/CV Databank - Full Access - 1 Month | 04/13/2017 15:09 PM | Payment Successful |
| 5 | 90 Day Premium Job Posting | 04/12/2017 15:29 PM | Not Finished |

Navigation: << first < prev 1 2 3 next > last >> 5

At the bottom of the page, there is a banner with the text "Find the best talent" and two buttons: "Advertise Jobs" and "Search Resumes".